








7. THE BLACK SEA AND THE RED SEA

WORKSHEET 3: THE RED SEA



Grouping: A.1, A.2  (individual) and A.3     (whole class)

- A.** Read the name “**Red Sea**” in Latin, Greek, Arabic and Hebrew. All these languages belong to people who live or had lived in the broader area where the Red Sea is located and have had close contact with this sea. (In the brackets you can see the original writing in the alphabet of the languages that do not use the Latin letters. The bold letters indicate where the stress is. Source: [http://en.wikipedia.org/wiki/Red Sea](http://en.wikipedia.org/wiki/Red_Sea)):

Greek *Erythra Thalassa* (Ερυθρά Θάλασσα),

Latin *Mare Rubrum*

Arabic *Al-Bahr Al-Ahmar* (البحر الأحمر)

Hebrew *Hayam ha-adom* (הים האדום)

- B.** Using the information in Worksheet 2 and Worksheet 3 try to fill in the table below:

Language	<i>Red</i>	<i>Sea</i>
Greek		
Latin		
Arabic		<i>Al-Bahr</i>
Hebrew	<i>ha-adom</i>	



C. Check your answers of Task 1 and Task 2 with those of your fellow students.

ANSWER SHEET FOR B

Language	<i>Red</i>	<i>Sea</i>
Greek	Erythra	Thalassa
Latin	Rubrum	Mare
Arabic	Al-Ahmar	Al-Bahr
Hebrew	ha-adom	Hayam